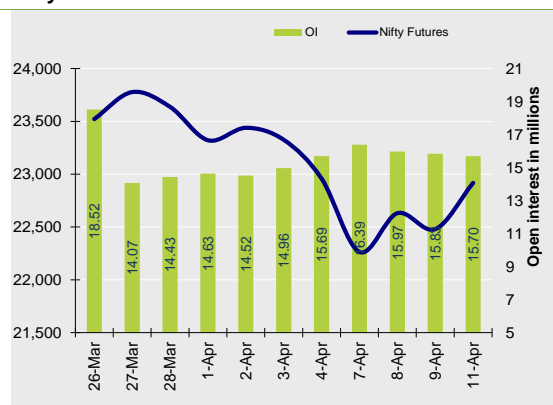


Nifty Snapshot

	Close	Prv Cl.	Ab chg	% chg
Spot	22,828.55	22,399.15	429.40	1.92
Futures	22,917.65	22,479.65	438.00	1.95
Oil(ml shr)	15.70	15.83	-0.14	-0.86
Vol (lots)	136442	99861	36581	36.63
COC	89.10	80.50	8.60	10.7
PCR-OI	0.96	0.93	0.02	2.5

Nifty Futures Price v/s OI



Institutional Activity in previous trading session

(in Rs cr.)	Buy	Sell	Net
Index Futures	5792.20	3374.04	2418.16
Index Options	983354.55	949709.56	33644.99
Stock Futures	21720.35	16609.69	5110.66
Stock Options	64917.33	65354.65	-437.32
FII Cash	18,058.90	20,577.93	-2,519.03
DII Cash	14,129.38	10,370.11	3,759.27

Net FII Activity (in Rs cr.)

Date	Idx Fut	Stk Fut	Idx Opt	Cash
11-Apr	2418.2	5110.7	33645.0	-2519
9-Apr	-1148.9	-1012.2	-91654.9	-4358
8-Apr	-331.2	-367.2	66127.6	-4994
7-Apr	-3334.9	1860.9	14633.2	-9040
4-Apr	-2276.2	-3763.8	31103.0	-3484
3-Apr	-1910.4	-2529.8	-18057.5	-2806

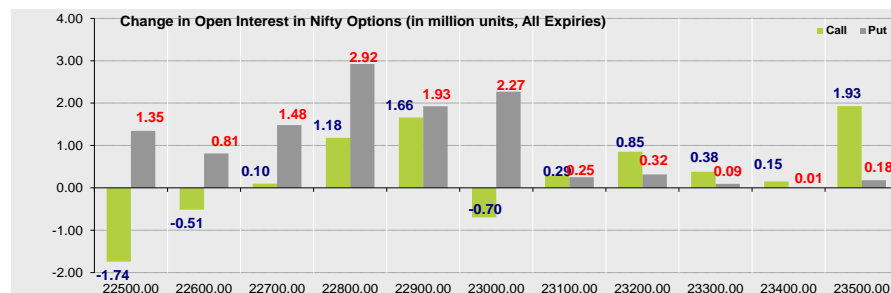
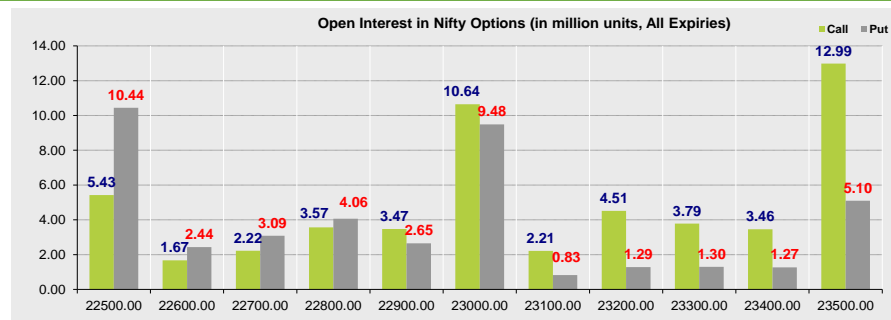
Technical Pivot (Intraday):

	S2	S1	PIVOT	R1	R2
NIFTY	22625	22770	22895	23040	23165
BANKNIFTY	50530	50845	51115	51430	51700

Summary

- Indian markets closed on positive note where buying was mainly seen in Automobiles, Metals, Pharmaceutical Sectors. Nifty Apr Futures closed at 22917.65 (Up 438.00 points) at a premium of 89.10 pts to spot.
- FII's were net sellers in Cash to the tune of 2519.03 Cr and were net buyers in index futures to the tune of 2418.16 Cr.
- India VIX decreased by 6.17% to close at 20.11 touching an intraday high of 21.43.

Open Interest in Nifty Options:



- The above second chart shows previous trading day's change in Nifty options where Addition in OI were seen in 23300, 23200, 23100, 22900 strike Calls and at 22600, 22700, 22800 22900 strike Puts indicating market is likely to remain positive in the near term.
- Highest OI build-up is seen at 23500 strike Calls and 22500 strike Puts, to the tune of 12.99mn and 10.44mn respectively.

Outlook on Nifty:

Index is likely to open on a gap up note today and is likely to remain positive during the day.

(Price is in Rs; OI is in million units; Price chg and OI chg are in percentage) **NB RESEARCH**

Fresh Longs seen in:

Scrip	Price	Price chg	OI	OI Chg
PIIND	3618.4	9.6	1.9	26.9
CAMS	3708.2	3.3	2.0	21.6
INOXWIND	151.3	7.1	7.6	18.1

Short Covering seen in:

Scrip	Price	Price chg	OI	OI Chg
APOLLOTYRE	427.4	4.6	7.9	-9.8
MCX	5443.7	4.2	1.8	-7.8
PNBHOUSING	980.1	5.8	2.3	-7.8

Fresh Shorts seen in:

Scrip	Price	Price chg	OI	OI Chg
COFORGE	6339.2	-0.1	4.2	14.3
MUTHOOTFIN	2020.2	-5.8	5.3	13.1
ICICIGI	1717.1	-4.1	6.8	6.0

Long Unwinding seen in:

Scrip	Price	Price chg	OI	OI Chg
GODREJCP	1227.4	-1.3	13.6	-2.0
APOLLOHOSP	6802.0	-0.5	2.0	-1.8
BERGEPAINT	530.7	-1.3	6.3	-1.8

NIFTY50 Options OI (CE OI = Resistance) (PE OI = Support)			
Symbol	Highest CE OI	Highest PE OI	CMP
ADANIENT	2600	2600	2329
ADANIPTS	1200	1200	1166
APOLLOHOSP	6700	6700	6802
ASIANPAINT	2400	2300	2397
AXISBANK	1100	1050	1073
BAJAJ-AUTO	8500	6800	7777
BAJFINANCE	9000	8000	8943
BAJAJFINSV	2000	1900	1949
BEL	300	280	286
BHARTIARTL	1780	1700	1760
CIPLA	1500	1300	1464
COALINDIA	400	450	393
DRREDDY	1200	1000	1103
EICHERMOT	5500	5000	5368
ETERNAL	230	200	218
GRASIM	2920	2500	2656
HCLTECH	1600	1200	1395
HDFCBANK	1840	1800	1812
HDFCLIFE	700	680	688
HEROMOTOCO	4000	3600	3673
HINDALCO	700	600	601
HINDUNILVR	2300	2300	2366
ICICIBANK	1400	1300	1316
ITC	410	410	422
INDUSINDBK	700	500	692

NIFTY50 Options OI (CE OI = Resistance) (PE OI = Support)			
Symbol	Highest CE OI	Highest PE OI	CMP
INFY	1600	1480	1415
JSWSTEEL	1100	900	994
JIOFIN	250	230	231
KOTAKBANK	2200	2100	2117
LT	3500	3500	3127
M&M	2800	2500	2593
MARUTI	12000	11000	11587
NTPC	360	350	360
NESTLEIND	2300	2300	2361
ONGC	260	220	231
POWERGRID	310	290	304
RELIANCE	1300	1200	1221
SBILIFE	1600	1500	1525
SHRIRAMFIN	700	600	641
SBIN	800	800	755
SUNPHARMA	1800	1600	1693
TCS	3700	3000	3241
TATACONSUM	1100	1050	1100
TATAMOTORS	700	500	597
TATASTEEL	160	120	134
TECHM	1500	1200	1287
TITAN	3200	3000	3237
TRENT	6000	4000	4797
ULTRACEMCO	12500	11000	11515
WIPRO	270	240	238

OI against MWPL				
Symbol	MWPL	Open Interest	Limit for next day	% OI
MANAPPURAM	109606743	115299000	Ban	105%
HINDCOPPER	65482129	66178450	Ban	101%
NATIONALUM	178967755	172380000	Ban	96%
BSOFT	32732991	28072000	Ban	86%
CDSL	35530000	27389250	6364250	77%
SAIL	289139949	221884000	52798951	77%
AARTIIND	41800237	31947000	7763225	76%
GRANULES	29658038	22382000	5793136	75%
NMDC	689383367	487188000	167726198	71%
CHAMBLFERT	31728204	22292700	7849093	70%
RBLBANK	121553638	83760000	31715956	69%
ANGELONE	11629844	8002400	3045951	69%
IDEA	8405889130	5780200000	2205394673	69%
BANDHANBNK	193371093	132347600	51354938	68%
INDUSINDBK	120801433	82674000	32087361	68%
LTF	168347815	114160270	45770154	68%
COFORGE	13371877	8968125	3735158	67%
CANBK	672420574	440356500	198443045	65%
IREDA	134388235	86428700	41240123	64%
PNB	687763516	426216000	227159340	62%
TATAELXSI	6986884	4295300	2342239	61%
IDFCFIRSTB	1384634147	848700000	466702439	61%
TITAGARH	16037381	9579375	5656136	60%
MUTHOOTFIN	21400003	12750100	7579902	60%
IGL	154000160	90719750	55580402	59%
BSE	21145594	12401375	7686939	59%
ABCAPITAL	162341346	94230000	59994278	58%
LICHSGFIN	60244101	34968000	22263895	58%
VOLTAS	46126252	26586300	17233639	58%
ABFRL	121576670	68699800	46798036	57%
MGL	13335005	7533200	5135054	56%
BANKBARODA	372635498	210468375	143535348	56%
HFCL	184840304	97848700	77749588	53%

[illegible]

Derivative Recommendations:

Stock Name	Call (Buy/Sell)	Entry price	Targets	Stop Loss	Duration	Status
KALYANJIL 520CE	Buy	18.5	32	12	1-2 Days	Open

FROM THE EQUITY DERIVATIVE DESK:

NIRAV HARISH CHHEDA
AVP - DERIVATIVES AND TECHNICAL RESEARCH
E-Mail: nirav.chheda@nirmalbang.com
Tel no: 6273-8199/8000

AMIT BHUPTANI
SNR.DERIVATIVES AND TECHNICAL RESEARCH ANALYST
E-Mail: amit.bhuptani@nirmalbang.com
Tel no: 6273-8242/8000

DISCLOSURES

Research Reports that are published by Nirmal Bang Securities Private Limited (hereinafter referred to as "NBSPL") are for private circulation only. NBSPL is a registered Research Analyst under SEBI (Research Analyst) Regulations, 2014 having Registration no. INH000001766. NBSPL is also a registered Stock Broker with National Stock Exchange of India Limited, BSE Limited, Metropolitan Stock Exchange of India Limited, Multi Commodity Exchange of India Limited, National Commodity and Derivative Exchange Limited and Indian Commodity Exchange Limited in cash and Equity and Commodities derivatives segments.

NBSPL has other business divisions with independent research teams separated by Chinese walls, and therefore may, at times, have different or contrary views on stocks and markets.

NBSPL or its associates have not been debarred / suspended by SEBI or any other regulatory authority for accessing / dealing in securities Market. NBSPL, its associates or analyst or his relatives do not hold any financial interest (Except Investment) in the subject company. NBSPL or its associates or Analyst do not have any conflict or material conflict of interest at the time of publication of the research report with the subject company. NBSPL or its associates or Analyst or his relatives may or may not hold beneficial ownership of 1% or more in the subject company at the end of the month immediately preceding the date of publication of this research report.

NBSPL or its associates / analyst has not received any compensation / managed or co-managed public offering of securities of the company covered by Analyst during the past twelve months. NBSPL or its associates have not received any compensation or other benefits from the company covered by Analyst or third party in connection with the research report. Analyst has not served as an officer, director or employee of Subject Company. NBSPL / analyst has not been engaged in market making activity of the subject company.

Analyst Certification: The research analysts and authors of these reports, hereby certify that the views expressed in this research report accurately reflects my/our personal views about the subject securities, issuers, products, sectors or industries. It is also certified that no part of the compensation of the analyst(s) was, is, or will be directly or indirectly related to the inclusion of specific recommendations or views in this research. The analyst(s) principally responsible for the preparation of this research report and has taken reasonable care to achieve and maintain independence and objectivity in making any recommendations.

DISCLAIMER

This report is for the personal information of the authorized recipient and does not construe to be any investment, legal or taxation advice to you. NBSPL is not soliciting any action based upon it. Nothing in this research shall be construed as a solicitation to buy or sell any security or product, or to engage in or refrain from engaging in any such transaction. In preparing this research, we did not take into account the investment objectives, financial situation and particular needs of the reader.

This research has been prepared for the general use of the clients of NBSPL and must not be copied, either in whole or in part, or distributed or redistributed to any other person in any form. If you are not the intended recipient you must not use or disclose the information in this research in any way. Though disseminated to all the customers simultaneously, not all customers may receive this report at the same time. NBSPL will not treat recipients as customers by virtue of their receiving this report. This report is not directed or intended for distribution to or use by any person or entity resident in a state, country or any jurisdiction, where such distribution, publication, availability or use would be contrary to law, regulation or which would subject NBSPL & its group companies to registration or licensing requirements within such jurisdictions.

The report is based on the information obtained from sources believed to be reliable, but we do not make any representation or warranty that it is accurate, complete or up-to-date and it should not be relied upon as such. We accept no obligation to correct or update the information or opinions in it. NBSPL or any of its affiliates or employees shall not be in any way responsible for any loss or damage that may arise to any person from any inadvertent error in the information contained in this report. NBSPL or any of its affiliates or employees do not provide, at any time, any express or implied warranty of any kind, regarding any matter pertaining to this report, including without limitation the implied warranties of merchantability, fitness for a particular purpose, and non-infringement. The recipients of this report should rely on their own investigations.

This information is subject to change without any prior notice. NBSPL reserves its absolute discretion and right to make or refrain from making modifications and alterations to this statement from time to time. Nevertheless, NBSPL is committed to providing independent and transparent recommendations to its clients, and would be happy to provide information in response to specific client queries.

Before making an investment decision on the basis of this research, the reader needs to consider, with or without the assistance of an adviser, whether the advice is appropriate in light of their particular investment needs, objectives and financial circumstances. There are risks involved in securities trading. The price of securities can and does fluctuate, and an individual security may even become valueless. International investors are reminded of the additional risks inherent in international investments, such as currency fluctuations and international stock market or economic conditions, which may adversely affect the value of the investment. Opinions expressed are subject to change without any notice. Neither the company nor the director or the employees of NBSPL accept any liability whatsoever for any direct, indirect, consequential or other loss arising from any use of this research and/or further communication in relation to this research. Here it may be noted that neither NBSPL, nor its directors, employees, agents or representatives shall be liable for any damages whether direct or indirect, incidental, special or consequential including lost revenue or lost profit that may arise from or in connection with the use of the information contained in this report.

Copyright of this document vests exclusively with NBSPL. Our reports are also available on our website www.nirmalbang.com